

STACKER DOORS (3 & 6 PANEL)

AA SERIES - 150mm FRAME (205mm total depth with optional fly screen)



Stacker doors are a natural evolution of the sliding door. They incorporate another row of sliding panels into a deeper product, able to span larger distances & offer a wider thoroughfare when fully open. A similarly-stacking fly screen is a popular option



The slimline lock features anti-lift pins & is key lockable from both sides (above). It is available in black, white & silver. An instile lock & architectural pull handle (below) is an optional upgrade (black, white & satin-chrome finishes)



All panels roll on two 100kg rated, ball-bearing carriages which run on anodised track inserts

All glass is installed into dual vinyl sided rebates, ensuring vibration free glazing. Sliding panels are weatherproofed through dual wool-pile seals at the head, jamb, sill & interlocker


When specified, fly screens run on their own tracks which fix neatly to the exterior of the door frame



STACKER DOORS (3 & 6 PANEL)



AA SERIES - 150mm FRAME (205mm total depth with optional fly screen)



NOTE: ALL SIZES ARE TYPICAL RATHER THAN DEFINITIVE. ANY WIDTH OVER 6000mm WILL REQUIRE THE FRAME TO BE JOINED ONSITE, WHICH WILL INCUR EXTRA COST. NOTE THAT FLY SCREEN DOORS OVER 1200mm WIDE WILL REQUIRE A SPREADER BAR TO RETAIN TENSION, & SCREENS WITH STAINLESS STEEL MESH CAN ONLY BE SUPPLIED TO A MAXIMUM WIDTH OF 1500mm.

Sizing

Door style & opening detail should be considered as viewed externally

Sizes indicated are the overall door size. For Stud openings add 20mm to both height & width

Glazing

Glazing strength to minimum N3 rating

Glazing to be grade A safety glass. Maximum double glazed panel thickness is 22.38mm

Certification

Certified performance data including WERS ratings are available for this product on request

Specify

Frame colour, configuration, height, width & depth, reveal type (including for plaster reveals)

Optional: lock type, handle type & colour, dummy handle (architectural pull handle only), patio

bolt & colour, fly screen, mesh type, external frame infill, reveal equaliser, sill flap, glass type

The above product sizes comply with structural requirements (AS2047-2014, *Windows and external glazed doors in buildings*) for an 'N1' wind rating (AS4055-2012, *Wind loads for housing*).

This is typical of sites in suburban areas. In addition, the location has a Terrain Category of 3, is Topographic Class 1 or 2 and assumes the building will be surrounded by others of similar size.

Please specify if your site has different characteristics to any of those listed. Your building professional (architect, designer, surveyor, engineer, builder, etc.) can often assist with such determinations.

STACKER DOORS (4 & 8 PANEL)



AA SERIES - 200mm FRAME

For the ultimate in overall door width, eight panel Stacker Doors are able to span 12 metres, whilst four panel versions max out at 7.2 metres



Each of the three rows of panels roll on two 100kg rated, ball-bearing carriages, which in-turn run on heavy-duty anodised track inserts. With the outer frame 200mm in depth, *fly screens are unfortunately not possible*

All glass is installed into dual vinyl sided rebates, ensuring vibration free glazing. Sliding panels are weatherproofed through dual wool-pile seals at the head, jamb, sill & all interlockers



The slimline lock (left) features anti-lift pins, is key lockable from both sides & comes in a black, white or silver finish.



An instile lock & architectural pull handle is also available. Colour options for this handle are black, white or satin chrome (see right)



STACKER DOORS (4 & 8 PANEL)



AA SERIES - 200mm FRAME



NOTE: ALL SIZES ARE TYPICAL RATHER THAN DEFINITIVE. ANY WIDTH OVER 6000mm WILL REQUIRE THE FRAME TO BE JOINED ONSITE, WHICH WILL INCUR EXTRA COST

Sizing

Door style & opening detail should be considered as viewed externally
Sizes indicated are the overall door size. For Stud openings add 20mm to both height & width

Glazing

Glazing strength to minimum N3 rating
Glazing to be grade A safety glass. Maximum double glazed panel thickness is 22.38mm

Certification

Certified performance data is available for this product on request

Specify

Frame colour, configuration, height, width & depth reveal type (including for plaster reveals)
Optional: lock type, handle type & colour, dummy handle (architectural pull handle only),
patio bolt & colour, external frame infill, reveal equaliser, sill flap, glass type

The above product sizes comply with structural requirements (AS2047-2014, *Windows and external glazed doors in buildings*) for an 'N1' wind rating (AS4055-2012, *Wind loads for housing*).

This is typical of sites in suburban areas. In addition, the location has a Terrain Category of 3, is Topographic Class 1 or 2 and assumes the building will be surrounded by others of similar size.

Please specify if your site has different characteristics to any of those listed. Your building professional (architect, designer, surveyor, engineer, builder, etc.) can often assist with such determinations.